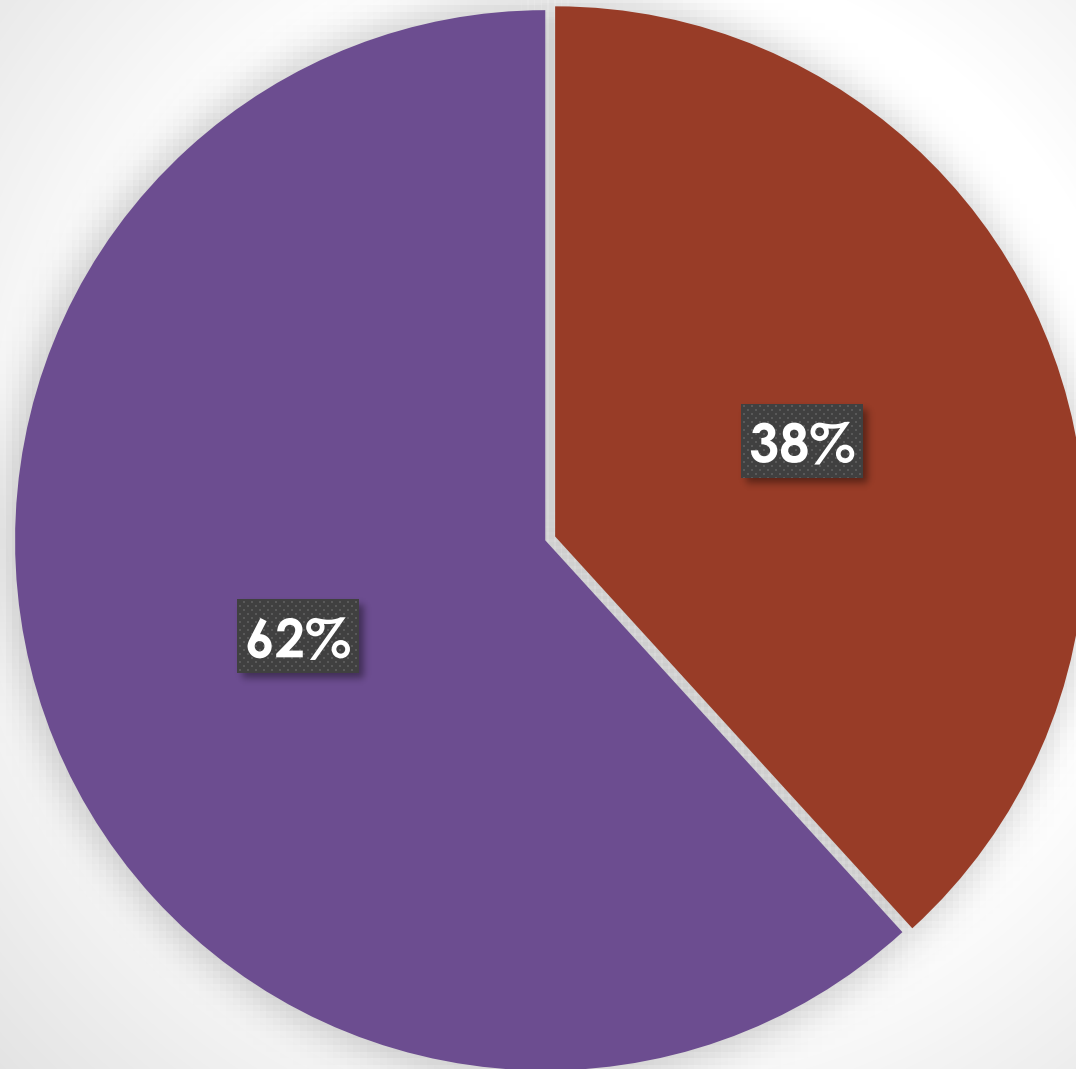


EVALUATION OF THE IMPACT OF THE PROJECT ERASMUS+ FOR TEACHERS



Was this your first ERASMUS+ project?



■ Yes
■ No

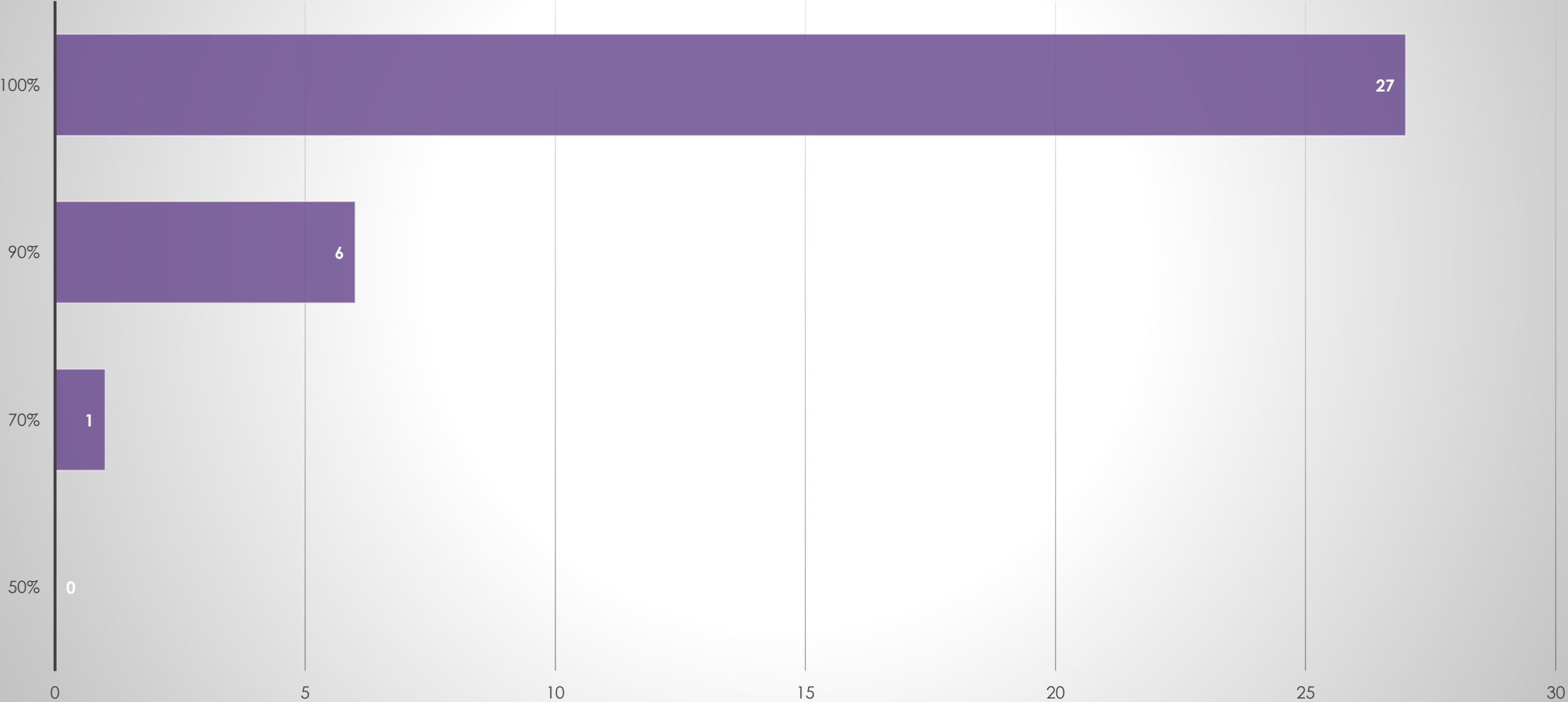
What were your expectations of this project? (1)

- To meet teachers from other counties and exchange good practices;
- To develop a fruitful cooperation with the participating countries within the framework of the project;
- To study the environmental changes with an innovative way very interesting for primary schools - "Myths hidden behind the fact";
- To be in touch and cooperate with teachers and pupils of other countries, learn about other cultures, educational systems and myths;

What were your expectations of this project? (2)

- To be in touch and cooperate with teachers and pupils of other countries, learn about other cultures, educational systems and myths;
- Expanding knowledge about mythology and geology of each of the partner countries;
- Sharing and knowing the culture, learning foreign language;
- I wanted to meet new people and new cultures, interchange ideas with people from different countries;
- I was sure that I would take part in interesting activities and I would find out about other countries' educational systems, their traditions and their way of living.

To what extent have these expectations been achieved?



What impact has the project had on your own professional development? (1)

- I met new people and cultures, I visited new places and learned how to work in international team;
- It improved my communication and teamwork skills, helped me in my teaching methodology and provided me with useful information about the different cultures involved;
- Better management of ICT tools. (by sharing outcomes on Erasmus Partner Blog, EST, TwinSpace and by the use of tablets, smart phones, cameras, video, email, Skype, platforms and partner Blog/Discussion Board)
- It was a very good effect, I learned new things within my own profession;

What impact has the project had on your own professional development? (2)

- The impact was huge because I figure out a lot of interesting information that I can pass by to my students;
- I improved my teaching methods;
- I got knowledge of partner countries' educational system. Knowledge of my own subject field. (teaching English) I created strong bonds with partner countries' teachers. I had developments in project management skills, English language skills, and social skills.
- I got to know a lot of new people who I hope will participate in my future projects and achievements;
- I was able to see how you can make a lesson both interesting and enjoyable.


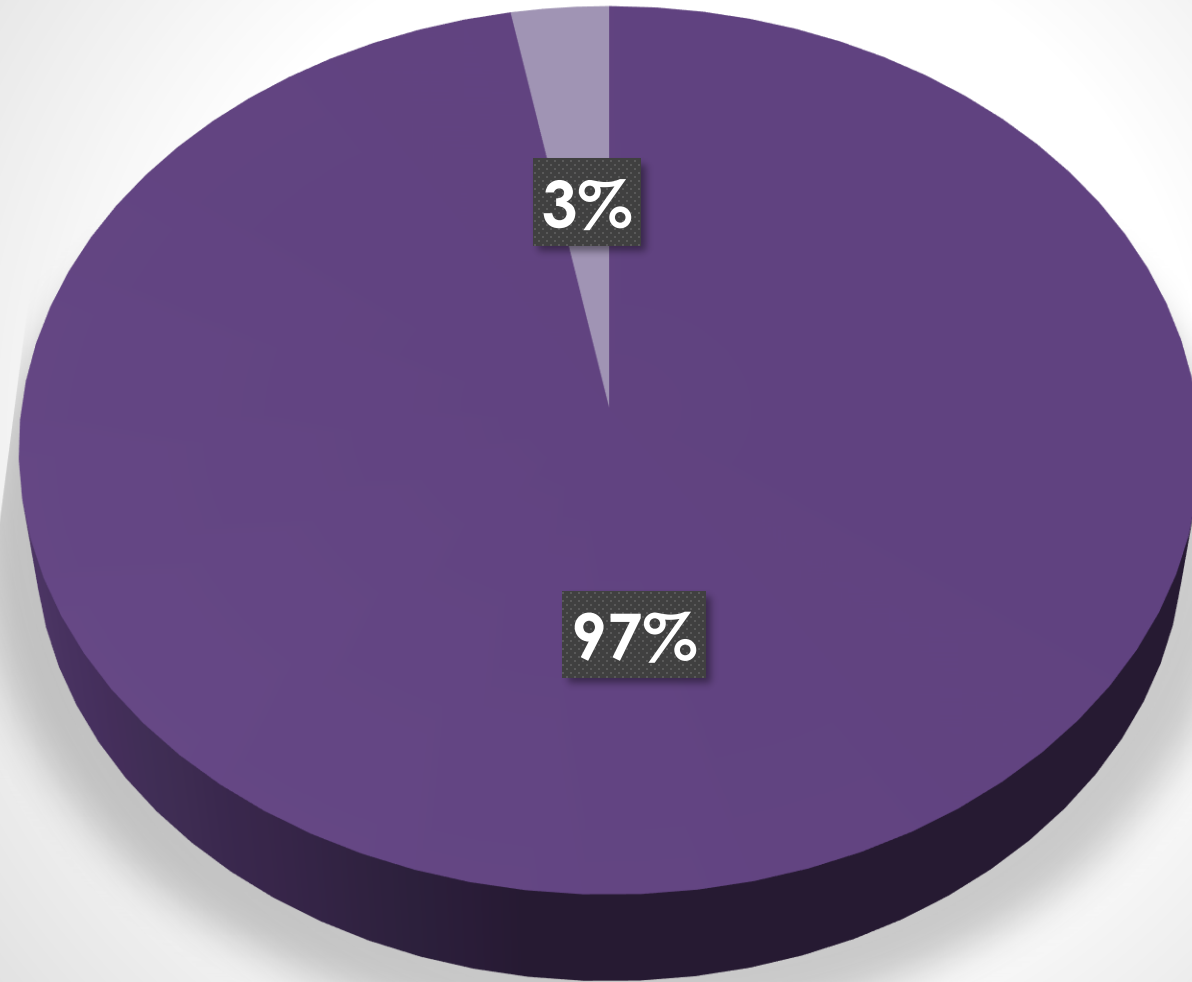
What impact has the project had in your institution? (1)

- The staff have become more aware of the concept of geomythology, our students got acquainted with the myths surrounding them. The pupils involved in travels gained priceless experiences in the foreign cultures they were immersed.
- Integrated our school to European educational system
- Helped our students achieve success in their future life
- The project work has brought many benefits to both the pupils and the teachers involved in the project.
- It has created strong bonds between our institution and our teachers with colleagues and institutions of other countries.


What impact has the project had in your institution? (2)

- Using new teaching/training methods,
- We have had the chance to meet people representing other cultures and civilizations and to create bridges between our nations. More than that, we've become very good friends with other Erasmus partners.
- The school created new contacts with foreign institutions.
- The teachers from my school had the chance to meet teachers from other countries and find out some interesting facts about their culture, traditions and myths. Our students had the chance to travel and to meet new friends.

Have you encountered any problems in implementing the project objectives?



What kind of activities did you do together with your students? (1)

- Students prepared wall charts related with our project and partner countries.
 - Singing the anthem "Rolling Stone"
 - We prepared presentations of legends, we also recorded and edited video clips for the meetings. We discussed the coming meetings and planned the events. We also had the chance to prepare and carry out a meeting of all the partners in our country.
- 

What kind of activities did you do together with your students? (2)

- Video calls with the students of the schools of the project, development of the themes of the project with drawings, production of texts in English, dramatization, songs, folk dances, insights on countries partners, dictionaries, magazines etc.
- We have prepared healthy European food;
- The students have made projects about the countries involved in the project. We've also had group discussions about the significance of the project and its objectives. We have also created a Facebook group where the students could see pictures from the activities developed by the other partners in their schools on different occasions.

What kind of activities did you do together with your students? (3)

- We wrote part of the story book, drawings, handicrafts, Christmas cards for partners, Skype connection with partners school; talking about dinosaurs; exhibition with dinosaurs made by students; talking about local myths; Easter activities etc.
- We made a movie, visited museums and National Parks, tasted foreign food, prepared presentations.
- Stone painting, recycle day, talks, movie and activities related to sustainability.
- All the activities planned into the project (from the logo, to calendars, books, power points to brochures, posters, exhibitions, leaflets, drama plays, Skype, mails, cards and mobility organizing with student partners)

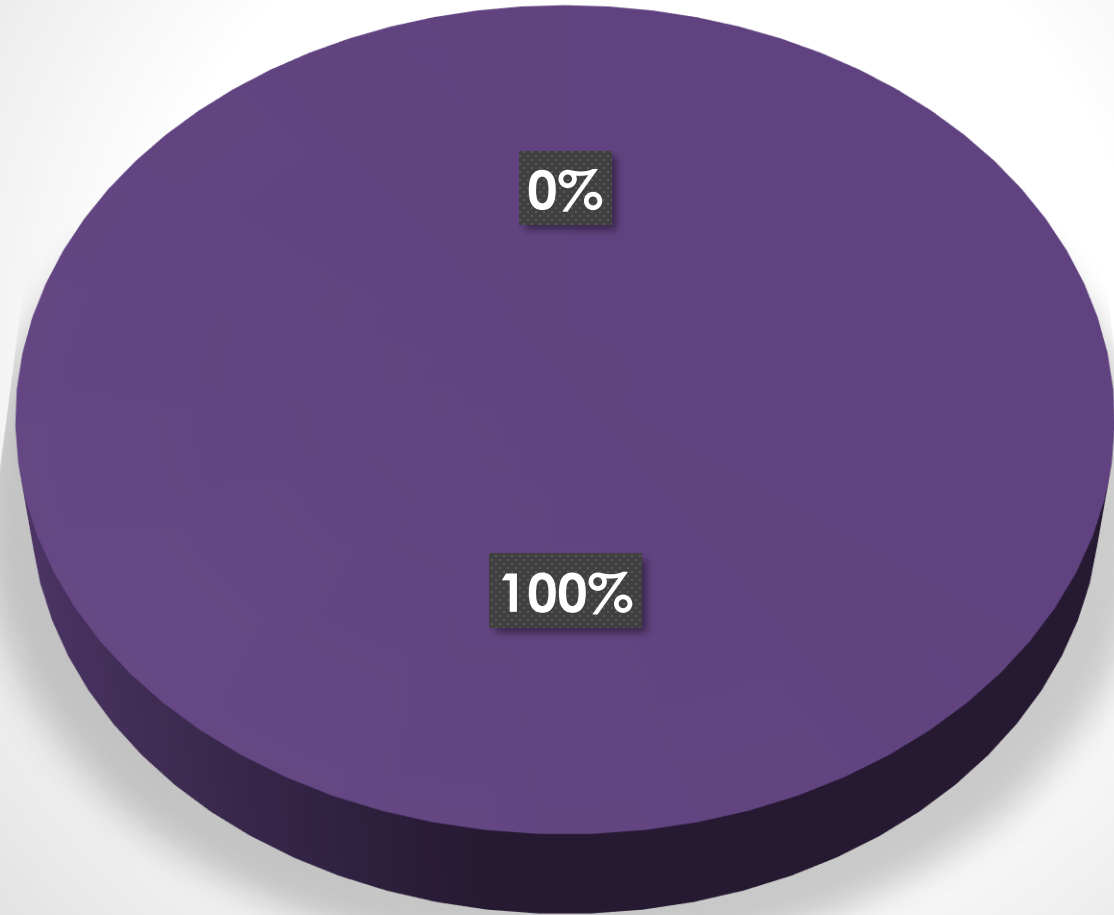
What kind of activities did you do without students? (1)

- Meetings, seminars, workshops, cultural visits, communication with other teachers;
- Dissemination meetings with staff, planning meetings concerning upcoming Hungarian conference;
- Multimedia report on the websites of our organizations and the project's website;
- Organizing trips, organizing the program of a domestic meeting, filling out a questionnaire;
- Communication with colleagues of other schools (skypes, correspondence, exchanging ideas etc).;
- Setting up the Erasmus corner in the school, dissemination;

What kind of activities did you do without students? (2)

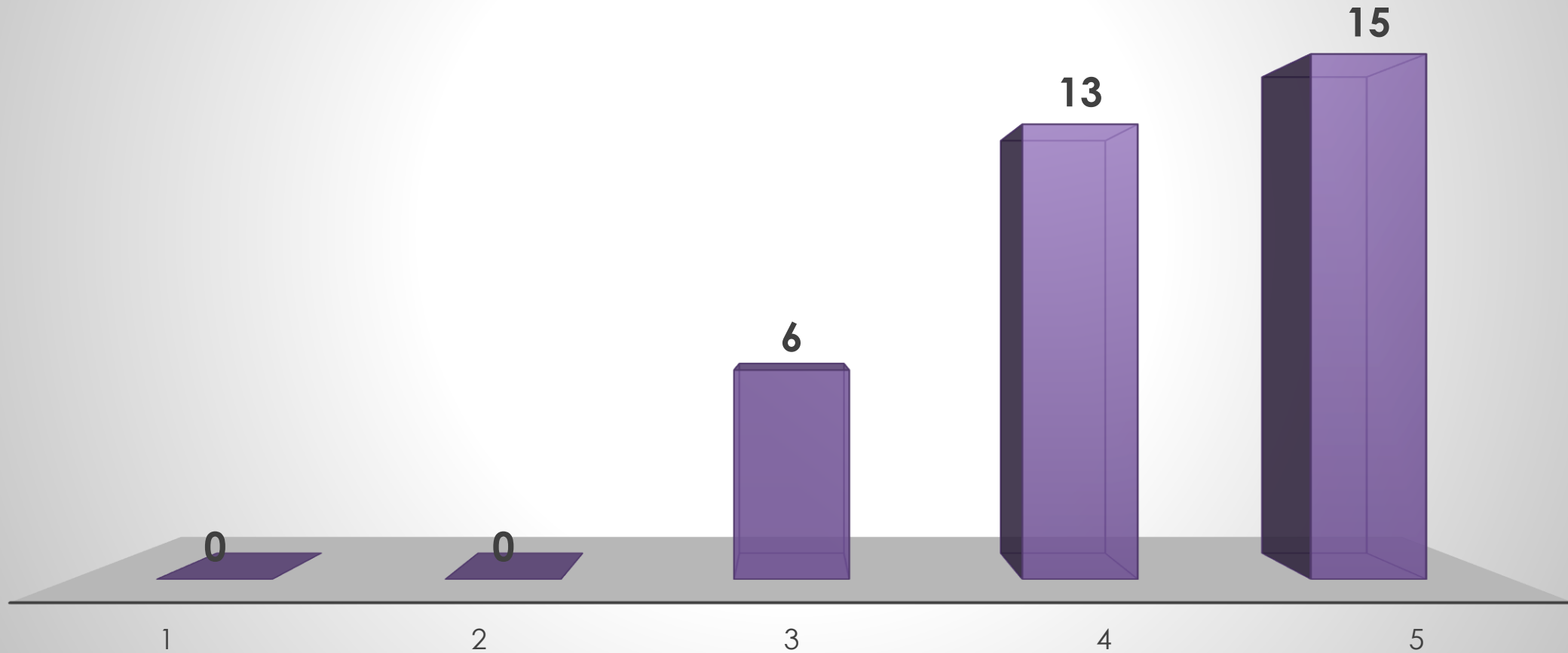
- Cultural activities, self-development and educational activities;
- Formal activities like sharing and telling what we learn to other people;
- I tried to find interesting things about our partners countries culture and traditions;
- We made a photo album with our meetings;
- Having a tour around the school. Sightseeing walk in town. Visiting the local director of national education;
- I travelled to other countries in order to discuss and prepare further meetings. I also participated in multiple meetings in our school with other teachers taking part in the project. I also prepared presentations and video clips for the meetings.

Was it easy to cooperate with students and parents?



■ Yes
■ No

To what extent have you been able to contribute to the project publication?



Please add any additional comments

- The support from our [parents, students and local community was above our expectations.
- This project helped me to improve my knowledge about how the education system functions in different countries. I have met many professionals also who I like to believe that I became friends with.
- This project helps me improving my English through human relationship.
- Erasmus+ : Open doors, changes lives.
- This Erasmus project has been an extremely interesting and useful experience so far.
- I have been to Greece and Poland mobilities through this project. I had nice and efficient time there. Everything was well organized and performed in details. Thank you so much!

EVALUATION OF THE IMPACT OF THE PROJECT ERASMUS+ FOR STUDENTS





Option 1



Option 2



Option 3



Option 4

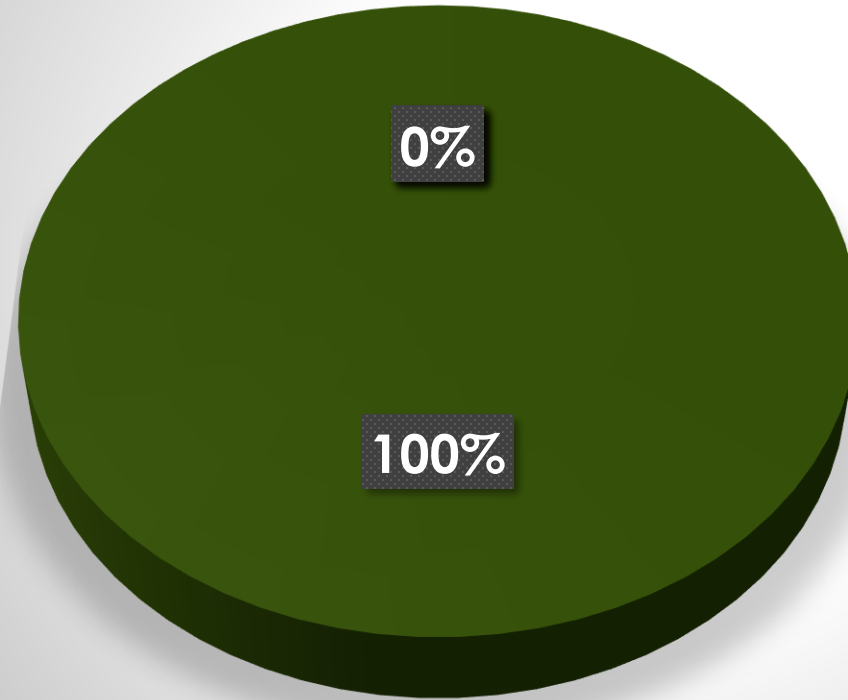


Option 5



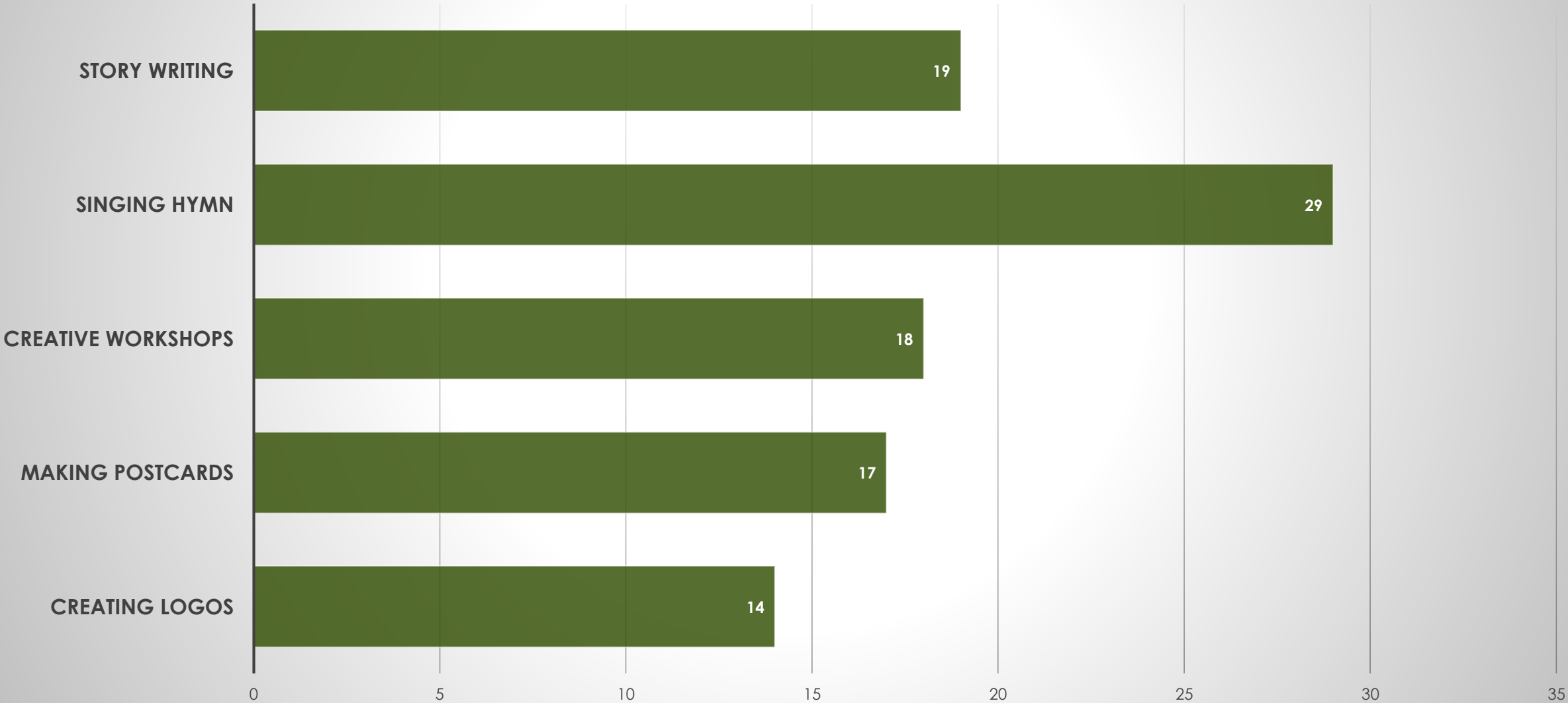
Option 6

Which is the ERASMUS+ "Rolling Stone" project logo?

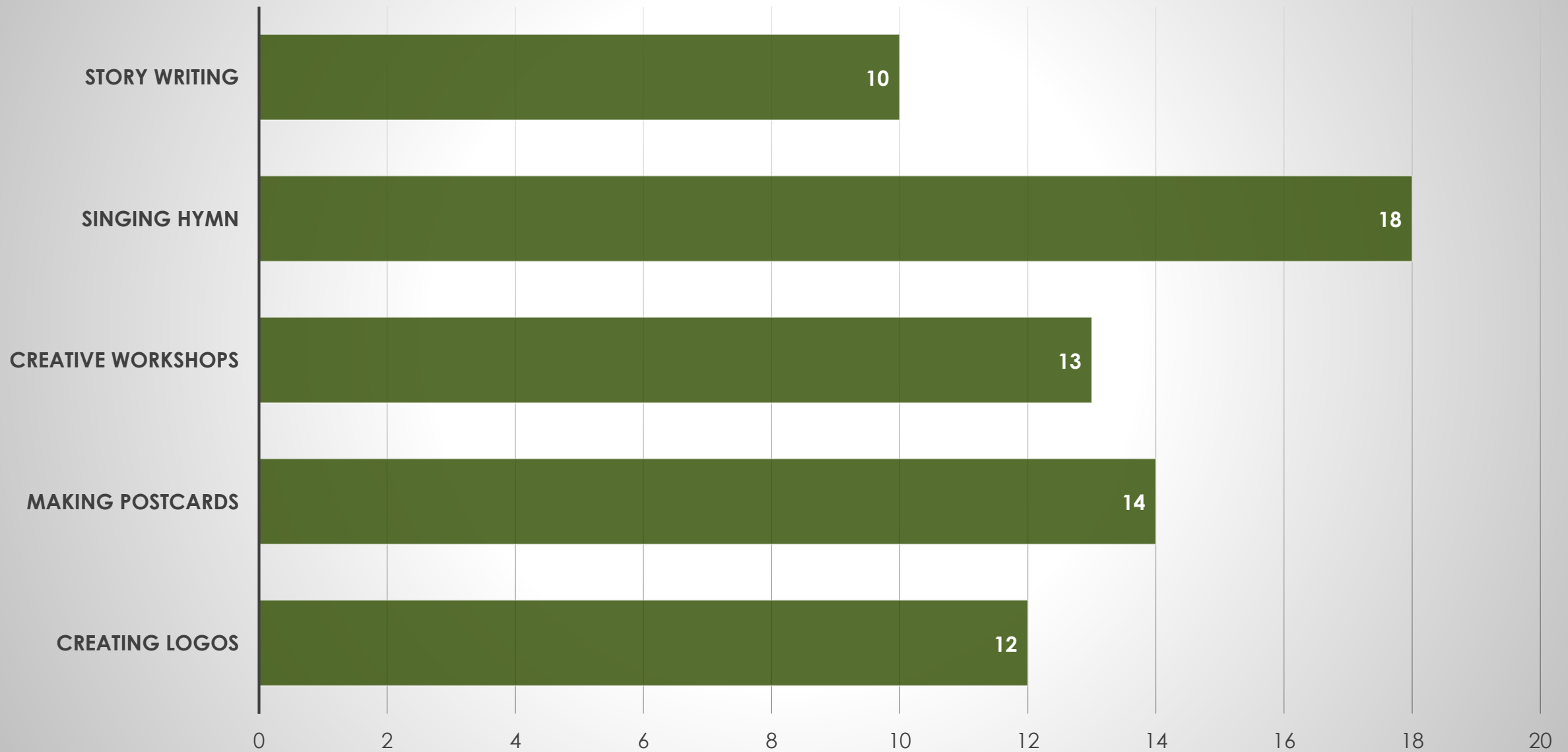


- Mithubishi
- Coca- Cola
- Rolling Stone
- Audi
- Nordplus Junior
- ERASMUS +

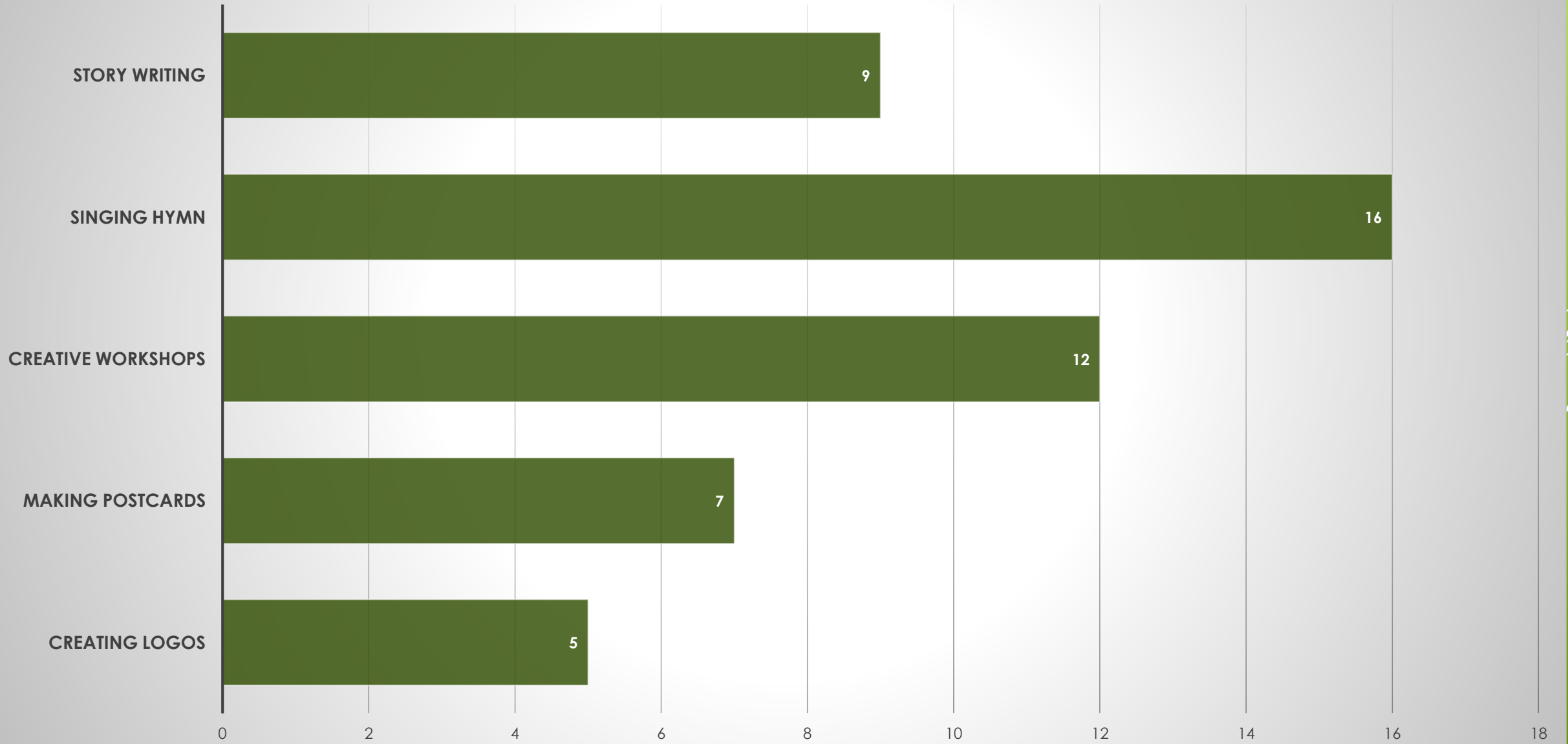
What kind of ERASMUS+ Rolling Stone project activities have you noticed in your school?



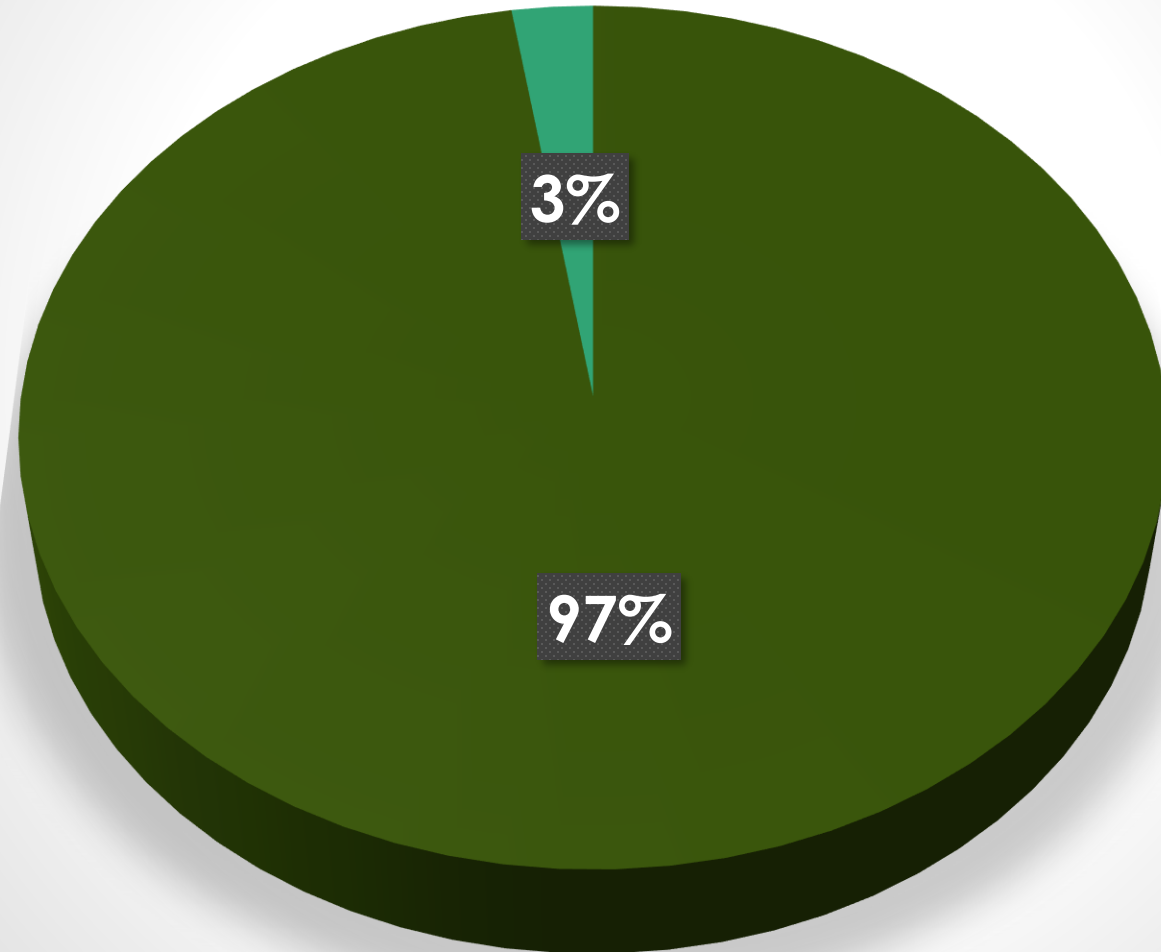
Which activities have you participated in?



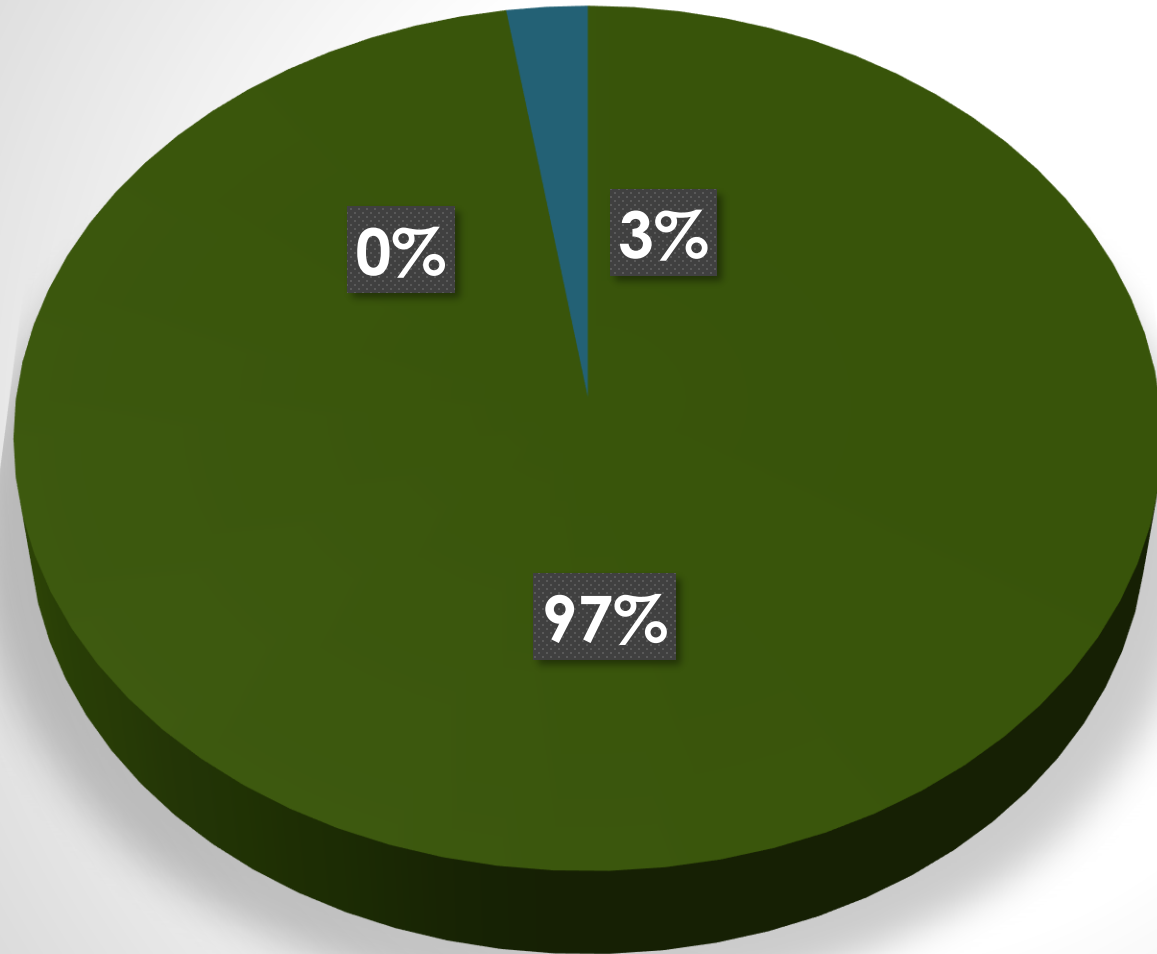
Which of the activities did you like best?



Would you like to participate in other similar projects?

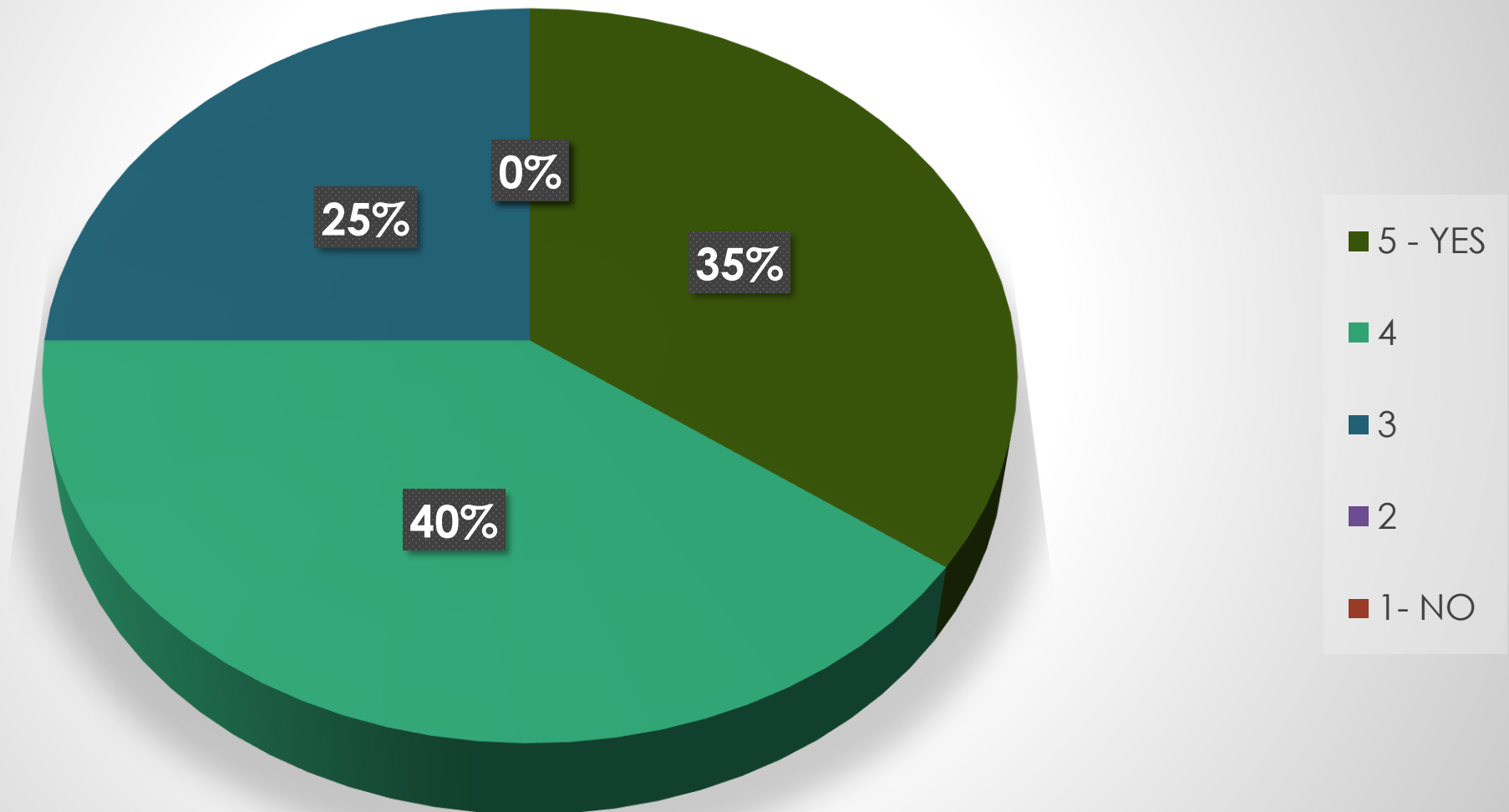


How did you find out about this project?

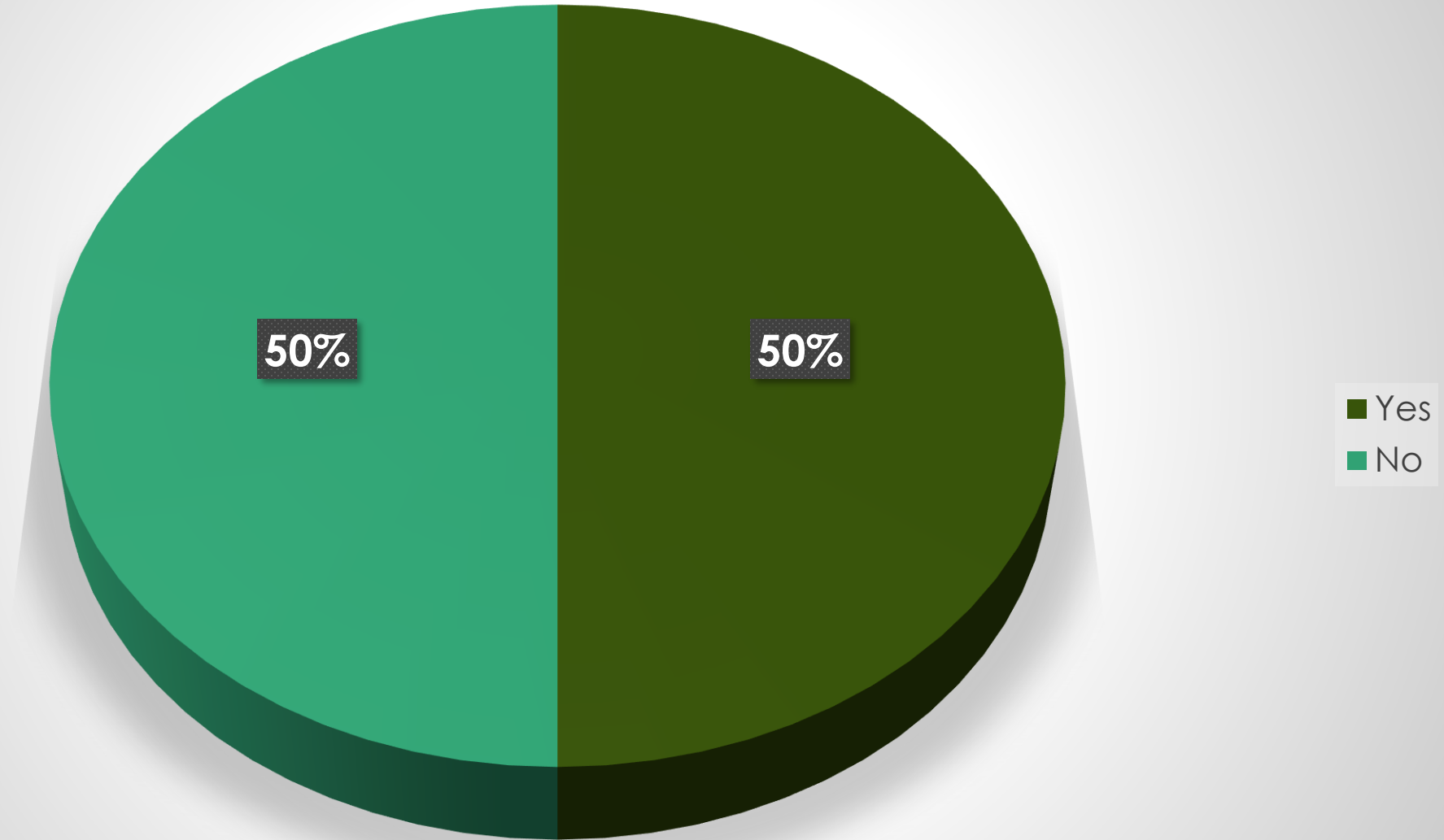


- Teachers told me
- Information on the website
- My brother told me

Did you improve your English language skills?



Were you in one of the project countries?



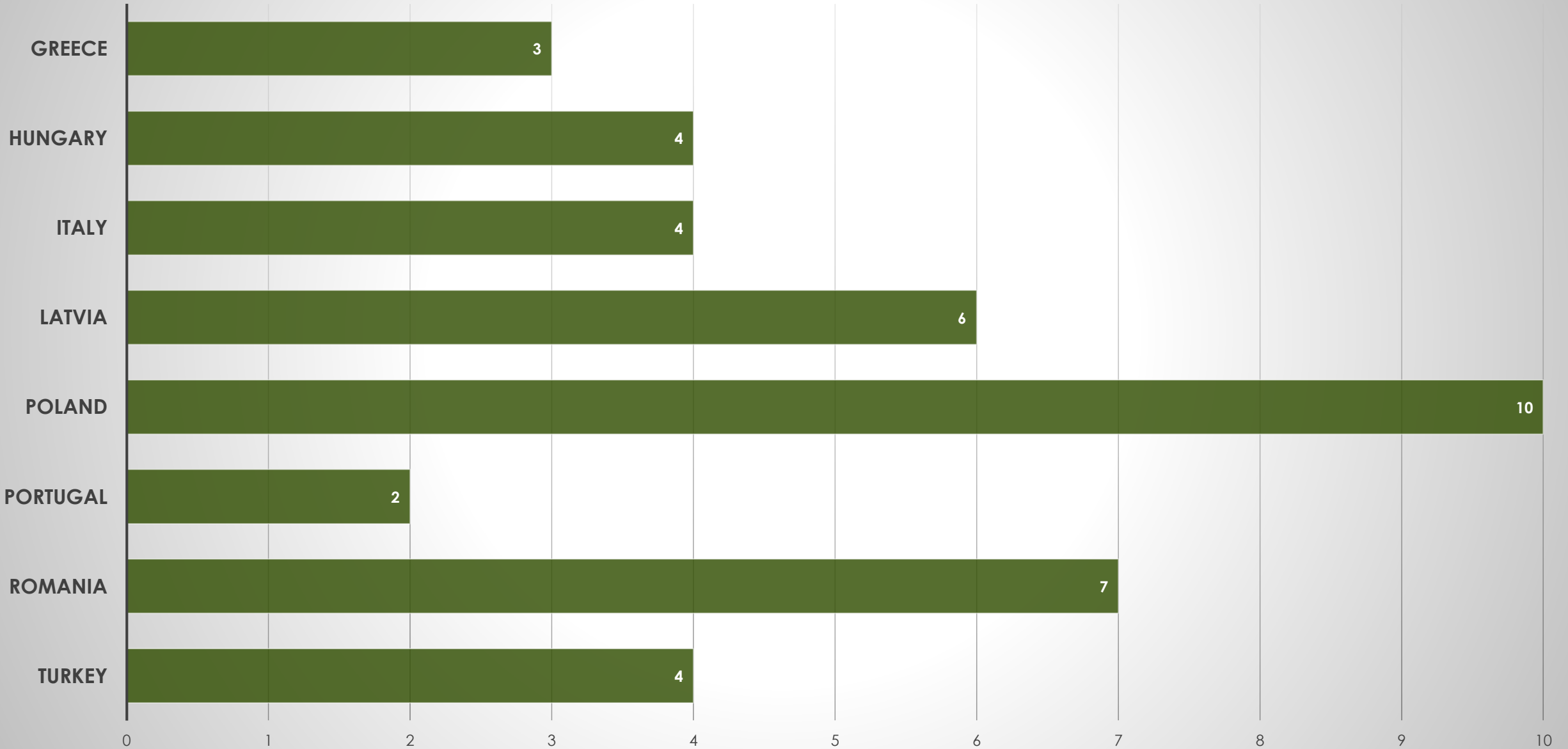
What was the best memory you remember from the project? (1)

- Hosting teachers from other countries;
- The theatre about the little fish visiting each partner country;
- Meeting New people;
- I have made new really great friends;
- Ice creams and trips;
- When I hosted the Portuguese girl;
- Visiting the most beautiful places and meeting new people;
- When I was painting a stone with my friends, but also I have got more good memories;
- The experience to host a polish girl at my house was amazing and it helped me to understand and to improve my English skills. It also made me to learn more about different habits and traditions from other countries;

What was the best memory you remember from the project? (2)

- Singing hymn with friends from Italy;
- When we were visited by teachers from other countries and we honored them in the municipal theater of our city;
- My best memory was when we have prepared salad and lemonade with our partners;
- The mobility in Poland and all the trips;
- Information about school activities in the other country;
- When we looked at the sea shore;
- When we had the visit in our school and the Erasmus Team came to assist to our classes;
- Preparing for the Hungarian meeting;
- I really liked to write a story and after that to present it;
- When teacher brought candies for us (from Turkey).

Respondents



**Thank you for
your attention!**

